

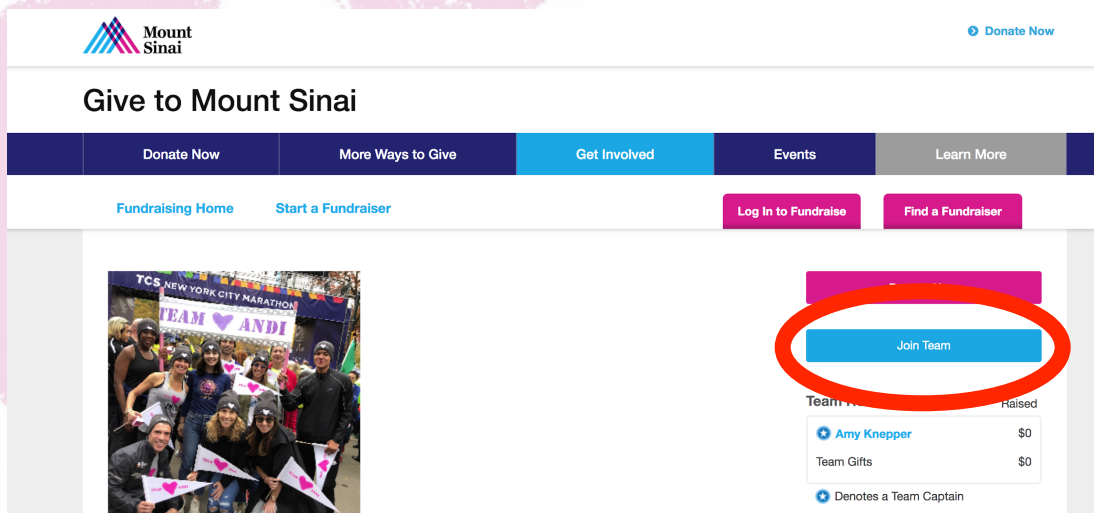
Joining Team Andi 2023 – Mount Sinai Website Instructions!

Step 1

Go to <http://giving.mountsinai.org/goto/TeamANDI2023>

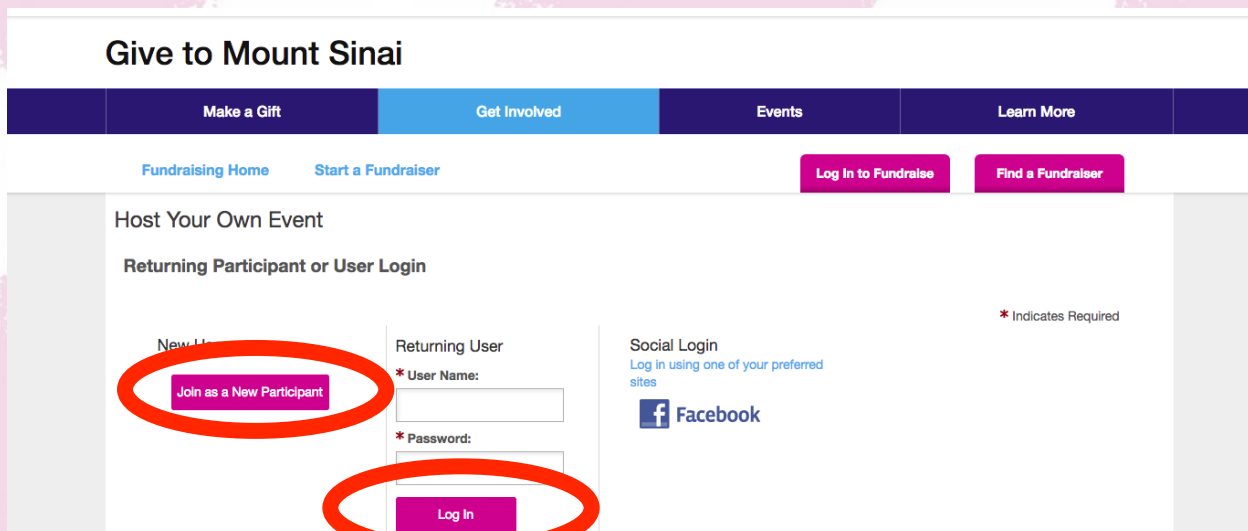
Step 2

Click “Join Team”



Step 3

Click “Join as a New Participant” or if you are a returning user and have used the Mount Sinai Giving website before, then login. You will have the ability to reset your password if you forgot.



Step 4

You will be prompted to enter a password to continue making your page. The password is: please reach out to Julia for the password!

Athletic - 2023

Please enter the team password for Team Andi 2023

* Password:

* Repeat Password:

Step 5

Fill out your fundraising goals and make an initial donation if you would like (You can make your initial \$100 deposit at this time). Then click, “Next Step”

Give to Mount Sinai

	Make a Gift	Get Involved	Events	Learn More
--	-------------	--------------	--------	------------

[Fundraising Home](#) [Start a Fundraiser](#) [Log In to Fundraise](#) [Find a Fundraiser](#)

Host Your Own Event

Participation Details

Your Fundraising Goal:

Suggested Goal: \$1,000.00

Would you like to make the first gift?

☐ \$500.00 ☐ \$250.00 ☐ \$100.00 ☐ No Additional Gift

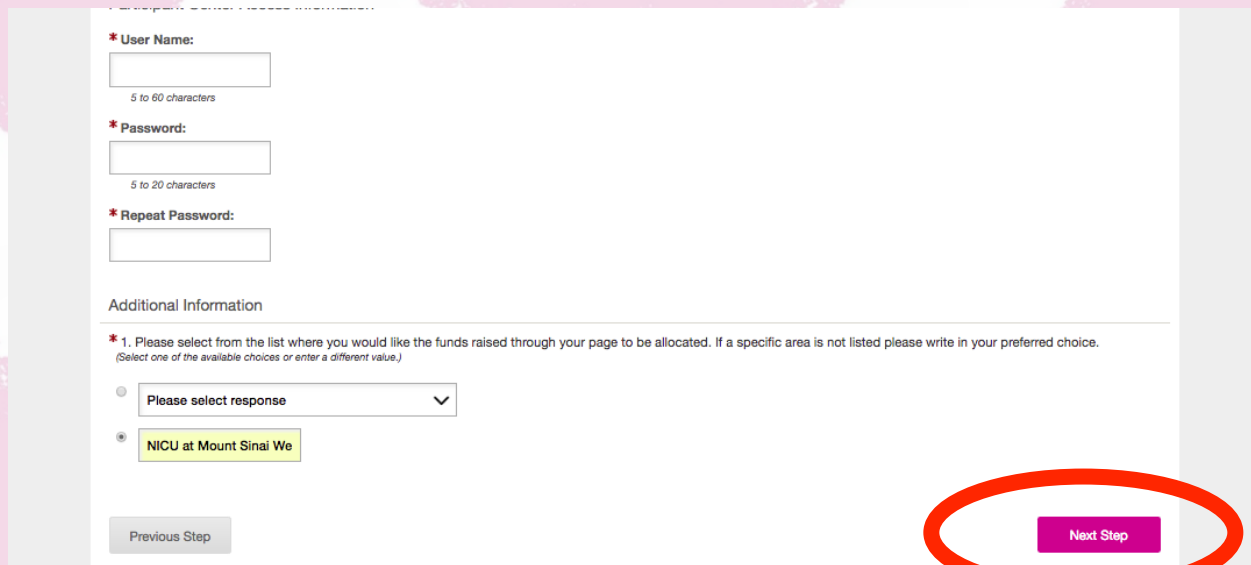
☐ Yes, make this an anonymous gift. ☒ Yes, you can display the amount of my donation publicly.

[Previous Step](#) [Next Step](#)

Step 6

Continue filling out your information and if you are a new user, create a username and password that you will

remember. At the bottom, it will ask where your funds should be allocated, and you should enter **“NICU at Mount Sinai West”**. Then click **“Next Step”**



The registration form includes fields for User Name (5 to 60 characters), Password (5 to 20 characters), and Repeat Password. Below these is the 'Additional Information' section with a dropdown menu for fund allocation. The 'NICU at Mount Sinai West' option is selected and highlighted in yellow. At the bottom right, the 'Next Step' button is circled in red.

* User Name:
5 to 60 characters

* Password:
5 to 20 characters

* Repeat Password:

Additional Information

* 1. Please select from the list where you would like the funds raised through your page to be allocated. If a specific area is not listed please write in your preferred choice.
(Select one of the available choices or enter a different value.)

☐ Please select response

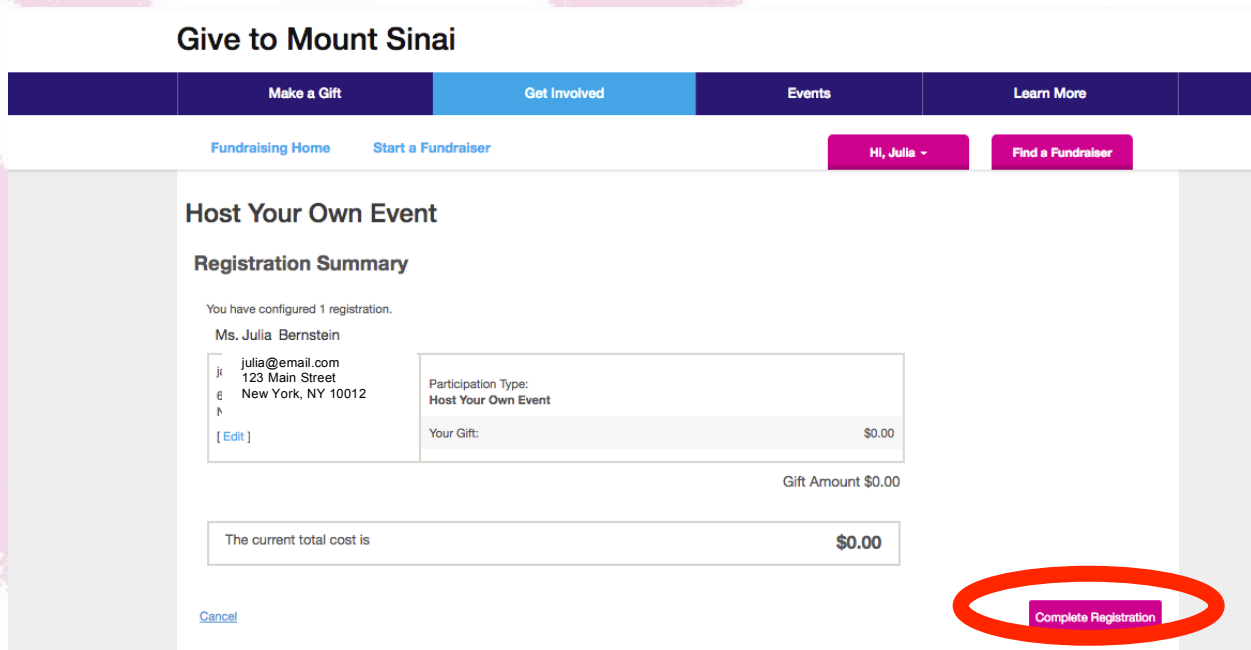
☒ NICU at Mount Sinai West

Previous Step

Next Step

Step 7

Review your information and click **“Complete Registration”**



The 'Registration Summary' page shows the user's information: Ms. Julia Bernstein, julia@email.com, 123 Main Street, New York, NY 10012. It also shows the participation type as 'Host Your Own Event' and the gift amount as \$0.00. The 'Complete Registration' button at the bottom right is circled in red.

Give to Mount Sinai

Make a Gift Get Involved Events Learn More

Fundraising Home Start a Fundraiser

Hi, Julia - Find a Fundraiser

Host Your Own Event

Registration Summary

You have configured 1 registration.

Ms. Julia Bernstein

julia@email.com
123 Main Street
New York, NY 10012

Participation Type:
Host Your Own Event

Your Gift: \$0.00

Gift Amount \$0.00

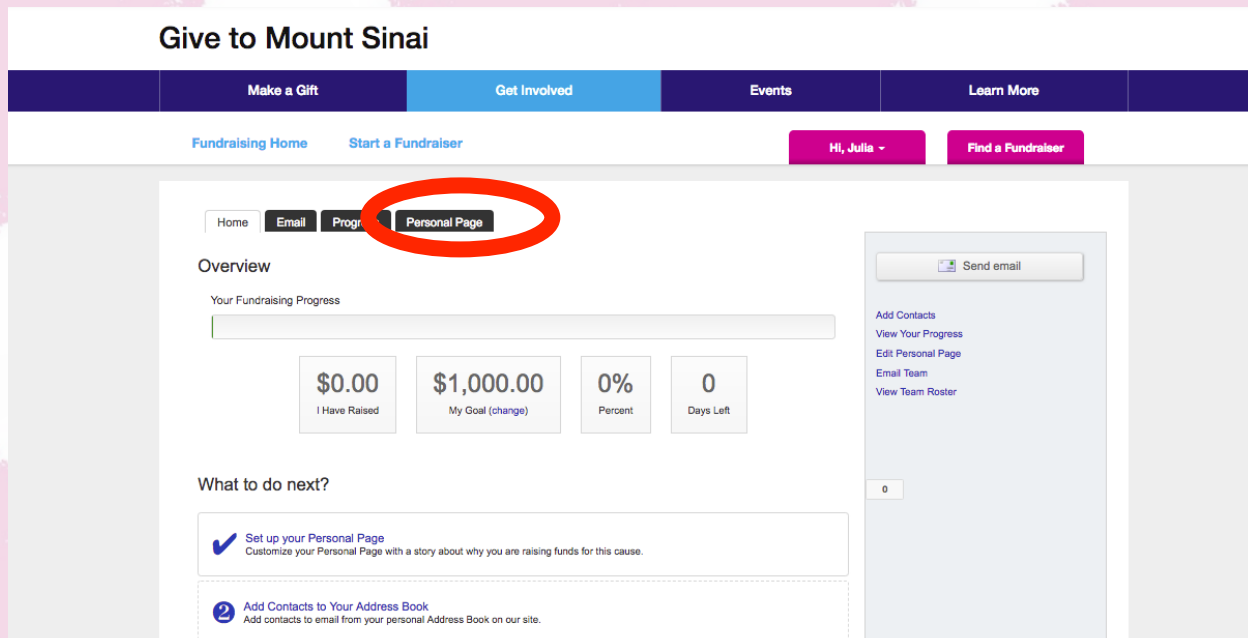
The current total cost is \$0.00

Cancel

Complete Registration

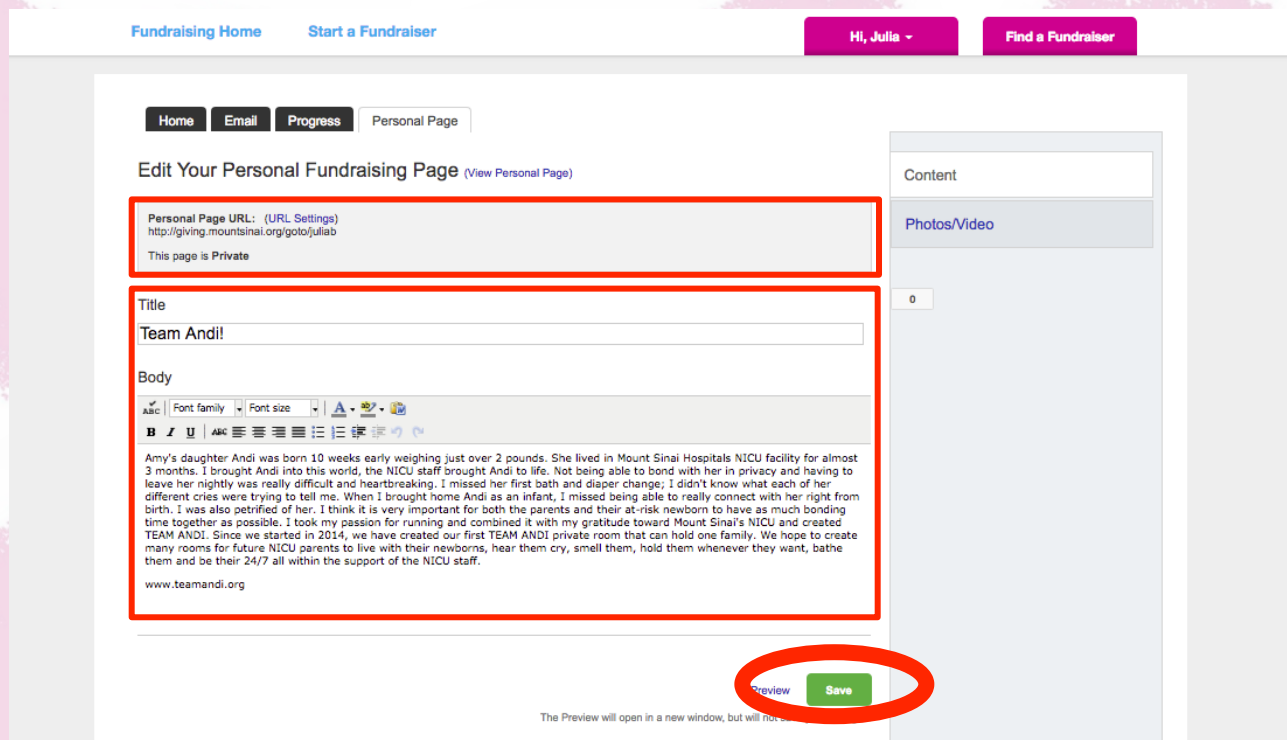
Step 8

Now, you will be brought to your home base, where you can send fundraising emails and track your donations. You can also personalize your page and tell your own story about why you are running for TEAM ANDI! Select the tab **“Personal Page”**



Step 9

Here on your Personal Page, you can customize your page's URL to make it easier to share it with potential donors, add your story and more information on TEAM ANDI. Make sure to click "Save" when you are done!



Step 10

Next, you will add a photo. Click Photos/Videos on the right hand side.

Give to Mount Sinai

Make a Gift Get Involved Events Learn More

Fundraising Home Start a Fundraiser Hi, Julia Find a Fundraiser

Home Email Progress Personal Page

Edit Your Personal Fundraising Page (View Personal Page)

Personal Page URL: (URL Settings)
http://giving.mountsinai.org/goto/juliab
This page is Private

Title
Team Andri!

Body

ABC Font family Font size B I U ABC [Icons] [Icons]

Amy's daughter Andi was born 10 weeks early weighing just over 2 pounds. She lived in Mount Sinai Hospitals NICU facility for almost 3 months. I brought Andi into this world, the NICU staff brought Andi to life. Not being able to bond with her in privacy and having to leave her nightly was really difficult and heartbreaking. I missed her first bath and diaper change; I didn't know what each of her

Content

Photos/Video

0

Step 11

Click "Choose File" and select the photo of your choice from your computer. Then click "Save/Upload" and wait for the confirmation in a green box indicating that your photo has been uploaded.

Give to Mount Sinai

Make a Gift Get Involved Events Learn More

Fundraising Home Start a Fundraiser Hi, Julia Find a Fundraiser

Home Email Progress Personal Page

Photos/Video

You may add either photos or a video to your page.

Photos

Images must be .gif, .jpg or .png files.
Choose File No file chosen

Caption

Save/Upload or Remove photo

Video

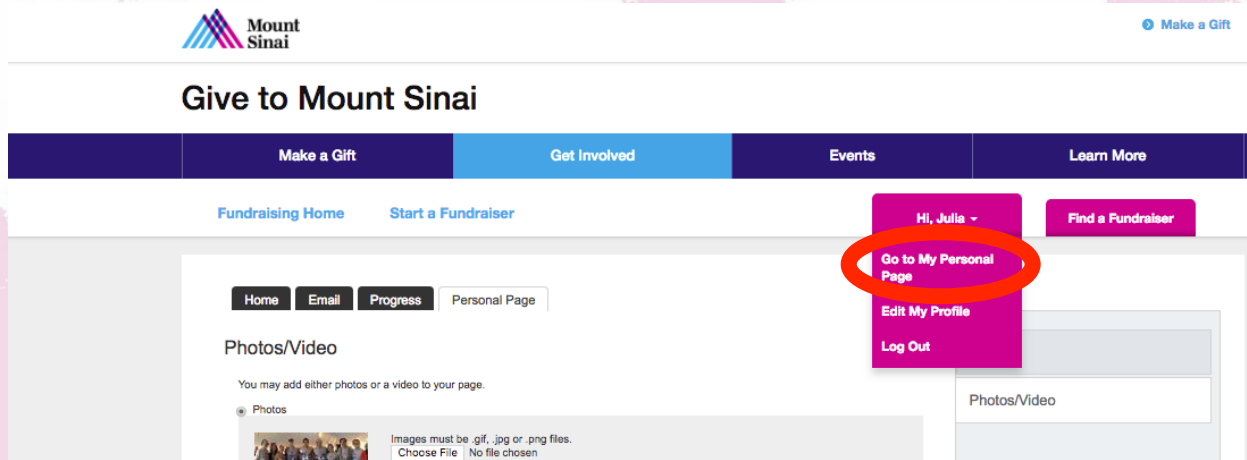
Content

Photos/Video

0

Step 12

Look at your completed page! Click the tab with your name, and select “Go to my Personal Page,” and you will be taken to your finished home page. If you ever need to make changes, just log back in to your account and you will be taken right to home base and back to Step 8!



WELCOME TO TEAM ANDI!

The background of the entire image is a repeating pattern of light pink hearts. The hearts are slightly offset from each other, creating a textured, layered effect. The text is centered over this pattern.

GET EXCITED!!!!

TEAM ANDI

A single, solid pink heart is positioned directly below the text "TEAM ANDI". It is centered horizontally and has a slightly darker shade of pink than the background hearts.